




18 May to 13 December 2008



METRO

Harrogate Train Times

- P** Free parking
- Non Metro station
-  Staff in attendance
-  Cycle storage



National Rail

Britain's train companies working together

Save time and download your timetables from

www.wymetro.com



Harrogate Line Timetable

West Yorkshire local rail services between Leeds and Horsforth are operated by Northern in accordance with the requirements of Metro.

This timetable shows all trains between Leeds and York via Harrogate and Knaresborough. Additional trains run between Leeds and York via Micklefield (see York & Selby Lines timetable).

Train Operators

Northern

Customer Relations

Northern Rail Ltd

PO Box 208

Leeds LS1 2BU

Customer Relations: **0845 00 00 125**

Lost property: **0870 602 3322**

or email lost.property@northernrail.org

Assisted travel helpline: **0845 600 8008**

(textphone **0845 604 5608**)

Web site: www.northernrail.org

Email: customer.relations@northernrail.org

National Express East Coast

Customer Relations

National Express East Coast

FREEPOST YO352

York YO1 6ZZ

Customer Relations: **08457 225 333**

Assisted Travel: **08457 225 225**

or email assistedtravel@nationalexpress.com

Ticket Sales: **08457 225 225**

Web site: www.nationalexpress.com

Email: c.relations@nationalexpress.com

Lost property: l.property@nationalexpress.com

Changes to Train Services

Engineering work sometimes affects weekend services and passengers are advised to check with National Rail Enquiries on **08457 48 49 50** (24 hours) before travelling, or visit the web site at www.nationalrail.co.uk.

The information shown in this timetable is subject to alteration, especially around public holidays.

Tickets

Before you board the train at a staffed station you must have a valid ticket or pass for your journey. This applies when the ticket office is open. If you do board at a staffed station without a valid ticket you will be charged the standard fare by the conductor on the train, ie no concessions or cheap day fares. When boarding at an unstaffed station or when the ticket office is closed you may purchase a ticket from the conductor on the train. Through ticketing is available from the National Rail network to the **Keighley & Worth Valley Railway**, and

to **Leeds Bradford International Airport** using the MetroConnect 757 bus link from and to Leeds station.

Disabled Travellers

The train operators will do all they can to assist with your journey. See contact details above.

Taxis from Stations

At all main stations there is a taxi rank outside the station from which taxis are normally available. At many other stations there is a taxi rank or cab office nearby. To find out more information to assist your journey you can download the Traintaxi guide from the Internet at www.traintaxi.co.uk.

This gives information for all stations on the national rail network, including names and contact details of cab firms to enable pre-booking.

Smoking Policy

All trains and stations are now designated as "no smoking" areas throughout. Please respect other passengers' rights to enjoy a smoke free environment.

Comments

All train operators welcome comments on any aspect of your journey. For West Yorkshire local services please contact:

Northern

Customer Relations

Northern Rail Ltd

PO Box 208

Leeds LS1 2BU

Customer Relations: **0845 00 00 125**

Lost property: **0870 602 3322**

or email lost.property@northernrail.org

Assisted travel helpline: **0845 600 8008**

(textphone **0845 604 5608**)

Web site: www.northernrail.org

Email: customer.relations@northernrail.org

Passenger Representation

If you have a complaint that has not been dealt with to your satisfaction, you can write to the national rail passenger watchdog Passenger Focus at:

PO Box 4257, FREEPOST, Manchester, M60 3RR.

Tel: **08453 022 022**. Fax: **0845 850 1392**

Email: info@passengerfocus.org.uk

Web Site: www.passengerfocus.org.uk

British Transport Police

British Transport Police are responsible for law and order on the railway network. If you notice any acts of vandalism, theft or trespass on the railway or see anything suspicious please contact the 24 hour helpline on **0800 40 50 40** or Crimestoppers on **0800 555 111**.

Network Rail National Helpline

A 24 hour service for taking reports on infrastructure issues: track and embankments, fencing, level crossings, trees, vegetation and litter. Tel: **08457 11 41 41**.

Every care and attention has been taken to ensure the accuracy of the information contained in this publication. Metro accepts no responsibility for any inconvenience caused as a result of alterations or inaccuracies.

Harrogate Line

Mondays to Fridays

											GR									
York	d										0652								0757	
Poppleton	d										0656								0801	
Hammerton	d										0704								0809	
Cattal	d										0707								0812	
Knaresborough	d				0700						0724	0742	0756						0821	0856
Starbeck	d				0703						0727	0745	0759						0824	0859
Harrogate	a				0708						0732	0750	0804						0829	0904
Harrogate	d	0606	0630	0711	0728						0740	0751	0806	0814	0830	0905				
Hornbeam Park	d	0608	0632	0714							0742	0754		0817	0833					
Pannal	d	0613	0637	0719							0747	0759		0822	0838					
Weeton	d	0618	0642	0723							0751	0803		0826	0842					
Horsforth	d	0628	0650	0732	07u46						0800	0812	0822	0835	0851	0921				
Headingley	d	0632	0654	0736							0804	0816	0826	0839	0855	0925				
Burley Park	d	0634	0656	0738							0806	0818	0829	0841	0857	0927				
Leeds	a	0644	0708	0748	0758						0817	0829	0840	0852	0908	0937				

York	d	0845	0910			1011				1111				1211					1311
Poppleton	d	0850	0914			1015				1115				1215					1315
Hammerton	d	0858	0922			1023				1123				1223					1323
Cattal	d	0901	0926			1026				1126				1226					1326
Knaresborough	d	0910	0935	1005	1035	1105				1135	1205	1235	1305	1335					
Starbeck	d	0913	0938	1008	1038	1108				1138	1208	1238	1308	1338					
Harrogate	a	0918	0943	1013	1043	1113	1143	1213	1243	1313	1343								
Harrogate	d	0919	0944	1014	1044	1114	1144	1214	1244	1314	1344								
Hornbeam Park	d	0922	0947	1017	1047	1117	1147	1217	1247	1317	1347								
Pannal	d	0927	0952	1022	1052	1122	1152	1222	1252	1322	1352								
Weeton	d	0931	0956	1026	1056	1126	1156	1226	1256	1326	1356								
Horsforth	d	0940	1005	1035	1105	1135	1205	1235	1305	1335	1405								
Headingley	d	0944	1009	1039	1109	1139	1209	1239	1309	1339	1409								
Burley Park	d	0947	1011	1041	1111	1141	1211	1241	1311	1341	1411								
Leeds	a	0956	1022	1052	1122	1152	1222	1252	1322	1352	1422								

York	d		1411			1511				1611			1654	1717
Poppleton	d		1415			1515				1615			1658	1721
Hammerton	d		1423			1523				1623			1706	1729
Cattal	d		1426			1526				1626			1709	1732
Knaresborough	d	1405	1435	1505	1535	1605	1635	1705	1718	1741	1805			
Starbeck	d	1408	1438	1508	1538	1608	1638	1708	1721	1744	1812			
Harrogate	a	1413	1443	1513	1543	1613	1643	1714	1726	1749	1817			
Harrogate	d	1414	1444	1514	1544	1614	1644	1714	1730	1750	1818			
Hornbeam Park	d	1417	1447	1517	1547	1617	1647	1717	1732	1753	1821			
Pannal	d	1422	1452	1522	1552	1622	1652	1722	1737	1758	1826			
Weeton	d	1426	1456	1526	1556	1626	1656	1726	1742	1802	1830			
Horsforth	d	1435	1505	1535	1605	1635	1705	1738	1750	1811	1839			
Headingley	d	1439	1509	1539	1609	1639	1709	1742	1754	1815	1843			
Burley Park	d	1441	1511	1541	1611	1641	1711	1744	1757	1817	1845			
Leeds	a	1452	1522	1552	1622	1652	1722	1755	1807	1828	1855			

Notes: a Arrive. d Depart.

u Stops to pick up only.

GR Operated by National Express East Coast. Through train to or from London.

Passengers are advised to allow a minimum connecting time of 10 minutes between trains at Leeds station.

All trains in this timetable are operated by Northern, except where otherwise stated.

Harrogate Line

Mondays to Fridays

York	d	1811		1911	2011	2111	2211		
Poppleton	d	1815		1915	2015	2116	2215		
Hammerton	d	1823		1923	2023	2123	2223		
Cattal	d	1826		1926	2026	2127	2227		
Knarborough	d	1835	1905	1935	2035	2135	2236		
Starbeck	d	1838	1908	1938	2038	2139	2240		
Harrogate	a	1843	1913	1943	2043	2143	2245		
Harrogate	d	1844	1914	1944	2044	2145	2247		
Hornbeam Park	d	1847	1917	1947	2047	2148	2249		
Pannal	d	1852	1922	1952	2052	2153	2254		
Weeton	d	1856	1926	1956	2056	2158	2259		
Horsforth	d	1905	1935	2005	2105	2206	2308		
Headingley	d	1909	1939	2009	2109	2210	2312		
Burley Park	d	1911	1941	2011	2111	2213	2315		
Leeds	a	1922	1952	2022	2122	2223	2325		

Saturdays

										GR		
York	d			0652				0757	0845	0910		
Poppleton	d			0656				0801	0849	0914		
Hammerton	d			0704				0809	0857	0922		
Cattal	d			0707				0812	0900	0926		
Knarborough	d		0647	0721		0751	0821	0851	0909	0935	1005	
Starbeck	d		0650	0724		0754	0824	0854	0912	0938	1008	
Harrogate	a		0655	0729		0759	0829	0859	0917	0943	1013	
Harrogate	d	0606	0656	0731	0744	0800	0830	0900	0918	0944	1014	
Hornbeam Park	d	0608	0659	0733		0803	0833	0903	0921	0947	1017	
Pannal	d	0613	0704	0738		0808	0838	0908	0926	0952	1022	
Weeton	d	0618	0708	0742		0812	0842	0912	0930	0956	1026	
Horsforth	d	0628	0717	0751		0821	0851	0921	0939	1005	1035	
Headingley	d	0632	0721	0755		0825	0855	0925	0943	1009	1039	
Burley Park	d	0634	0723	0757		0827	0857	0927	0947	1011	1041	
Leeds	a	0644	0734	0808	0812	0838	0908	0937	0955	1022	1052	

York	d	1011		1111		1211		1311		1411		
Poppleton	d	1015		1115		1215		1315		1415		
Hammerton	d	1023		1123		1223		1323		1423		
Cattal	d	1026		1126		1226		1326		1426		
Knarborough	d	1035	1105	1135	1205	1235	1305	1335	1405	1435	1505	
Starbeck	d	1038	1108	1138	1208	1238	1308	1338	1408	1438	1508	
Harrogate	a	1043	1113	1143	1213	1243	1313	1343	1413	1443	1513	
Harrogate	d	1044	1114	1144	1214	1244	1314	1344	1414	1444	1514	
Hornbeam Park	d	1047	1117	1147	1217	1247	1317	1347	1417	1447	1517	
Pannal	d	1052	1122	1152	1222	1252	1322	1352	1422	1452	1522	
Weeton	d	1056	1126	1156	1226	1256	1326	1356	1426	1456	1526	
Horsforth	d	1105	1135	1205	1235	1305	1335	1405	1435	1505	1535	
Headingley	d	1109	1139	1209	1239	1309	1339	1409	1439	1509	1539	
Burley Park	d	1111	1141	1211	1241	1311	1341	1411	1441	1511	1541	
Leeds	a	1122	1152	1222	1252	1322	1352	1422	1452	1522	1552	

Notes: a Arrive. d Depart.

GR Operated by National Express East Coast. Through train to or from London.

Passengers are advised to allow a minimum connecting time of 10 minutes between trains at Leeds station. All trains in this timetable are operated by Northern, except where otherwise stated.

Harrogate Line

Saturdays

York	d	1511		1611		1654	1717		1811	1911	2011
Poppleton	d	1515		1615		1658	1721		1815	1915	2015
Hammerton	d	1523		1623		1706	1729		1823	1923	2023
Cattal	d	1526		1626		1709	1732		1826	1926	2026
Knarborough	d	1535	1605	1635	1705	1718	1741	1805	1835	1935	2035
Starbeck	d	1538	1608	1638	1708	1721	1744	1812	1838	1938	2038
Harrogate	a	1543	1613	1643	1714	1726	1749	1817	1843	1943	2043
Harrogate	d	1544	1614	1644	1714	1730	1750	1818	1844	1944	2044
Hornbeam Park	d	1547	1617	1647	1717	1732	1753	1821	1847	1947	2047
Pannal	d	1552	1622	1652	1722	1737	1758	1826	1852	1952	2052
Weeton	d	1556	1626	1656	1726	1742	1802	1830	1856	1956	2056
Horsforth	d	1605	1635	1705	1738	1750	1811	1839	1905	2005	2105
Headingley	d	1609	1639	1709	1742	1754	1815	1843	1909	2009	2109
Burley Park	d	1611	1641	1711	1744	1757	1817	1845	1911	2011	2111
Leeds	a	1622	1652	1722	1755	1807	1828	1855	1922	2022	2122

York	d	2157									
Poppleton	d	2201									
Hammerton	d	2209									
Cattal	d	2212									
Knarborough	d	2221									
Starbeck	d	2224									
Harrogate	a	2229									
Harrogate	d	2237									
Hornbeam Park	d	2239									
Pannal	d	2244									
Weeton	d	2249									
Horsforth	d	2257									
Headingley	d	2301									
Burley Park	d	2304									
Leeds	a	2314									

Sundays

York	d				1218	1419	1618	1717	1817	1917	2018
Poppleton	d				1222	1423	1622	1721	1821	1921	2022
Hammerton	d				1230	1431	1630	1729	1829	1929	2030
Cattal	d										
Knarborough	d			1142	1242	1443	1642	1742	1842	1942	2042
Starbeck	d			1145	1245	1446	1645	1745	1845	1945	2045
Harrogate	a			1150	1250	1451	1650	1750	1850	1950	2050
Harrogate	d	0953	1053	1153	1253	1453	1653	1753	1853	1953	2053
Hornbeam Park	d	0956	1056	1156	1256	1456	1656	1756	1856	1956	2056
Pannal	d	1001	1101	1201	1301	1501	1701	1801	1901	2001	2101
Weeton	d	1005	1105	1205	1305	1505	1705	1805	1905	2005	2105
Horsforth	d	1014	1114	1214	1314	1514	1714	1814	1914	2014	2114
Headingley	d	1018	1118	1218	1318	1518	1718	1818	1918	2018	2118
Burley Park	d	1020	1120	1220	1320	1520	1720	1820	1920	2020	2120
Leeds	a	1030	1130	1230	1330	1530	1730	1830	1930	2030	2130

Notes: a Arrive. d Depart.

Passengers are advised to allow a minimum connecting time of 10 minutes between trains at Leeds station. All trains in this timetable are operated by Northern, except where otherwise stated.

Harrogate Line

Sundays

York	d	2126								
Poppleton	d	2130								
Hammerton	d	2138								
Cattal	d	2141								
Knarborough	d	2150								
Starbeck	d	2153								
Harrogate	a	2158								
Harrogate	d	2202	2305							
Hornbeam Park	d	2204	2308							
Pannal	d	2209	2313							
Weeton	d	2214	2317							
Horsforth	d	2222	2326							
Headingley	d	2226	2330							
Burley Park	d	2229	2332							
Leeds	a	2240	2343							

Mondays to Fridays

Leeds	d	0606	0629	0713	0743	0759	0829	0859	0929	0959	1029
Burley Park	d	0610	0633	0717	0747	0803	0833	0903	0933	1003	1033
Headingley	d	0613	0636	0720	0750	0806	0836	0906	0936	1006	1036
Horsforth	d	0618	0641	0725	0755	0811	0841	0911	0941	1011	1041
Weeton	d	0626	0649	0733		0819	0849	0919	0949	1019	1049
Pannal	d	0632	0655	0739		0825	0855	0925	0955	1025	1055
Hornbeam Park	d	0637	0700	0744	0810	0830	0900	0930	1000	1030	1100
Harrogate	a	0640	0704	0749	0813	0833	0903	0933	1003	1033	1103
Harrogate	d	0645	0705	0749	0816	0834	0905	0935	1005	1035	1105
Starbeck	d	0649	0708	0752	0819	0838	0908	0938	1008	1038	1108
Knarborough	a	0654	0715	0759	0825	0845	0914	0945	1014	1045	1114
Cattal	d	0703	0727	0807	0836		0923		1022		1122
Hammerton	d	0706	0730	0811	0839		0927		1026		1126
Poppleton	d	0713	0737	0818	0846		0934		1033		1133
York	a	0721	0749	0829	0858		0946		1046		1145

Leeds	d	1059	1129	1159	1229	1259	1329	1359	1429	1459	1529
Burley Park	d	1103	1133	1203	1233	1303	1333	1403	1433	1503	1533
Headingley	d	1106	1136	1206	1236	1306	1336	1406	1436	1506	1536
Horsforth	d	1111	1141	1211	1241	1311	1341	1411	1441	1511	1541
Weeton	d	1119	1149	1219	1249	1319	1349	1419	1449	1519	1549
Pannal	d	1125	1155	1225	1255	1325	1355	1425	1455	1525	1555
Hornbeam Park	d	1130	1200	1230	1300	1330	1400	1430	1500	1530	1600
Harrogate	a	1133	1203	1233	1303	1333	1403	1433	1503	1533	1603
Harrogate	d	1135	1205	1235	1305	1335	1405	1435	1505	1535	1605
Starbeck	d	1138	1208	1238	1308	1338	1408	1438	1508	1538	1608
Knarborough	a	1145	1214	1245	1314	1345	1414	1445	1514	1545	1614
Cattal	d		1222		1322		1422		1522		1622
Hammerton	d		1226		1326		1426		1526		1626
Poppleton	d		1233		1333		1433		1533		1633
York	a		1245		1345		1444		1547		1645

Notes: a Arrive. d Depart.

Passengers are advised to allow a minimum connecting time of 10 minutes between trains at Leeds station. All trains in this timetable are operated by Northern, except where otherwise stated.

Harrogate Line

Mondays to Fridays

Leeds	d	1559	1629	1642	1659	1713	1729	1744	1759	1829	1859
Burley Park	d	1603	1633	1646	1703	1717	1733	1748	1803	1833	1903
Headingley	d	1606	1636	1649	1706	1720	1736	1751	1806	1836	1906
Horsforth	d	1611	1641	16a54	1711	1725	1741	1756	1811	1841	1911
Weeton	d	1619	1649		1719	1733	1749		1819	1849	1919
Pannal	d	1625	1655		1725	1739	1755		1825	1855	1925
Hornbeam Park	d	1630	1700		1730	1744	1800		1830	1900	1930
Harrogate	a	1633	1703		1733	1747	1803	1815	1833	1903	1933
Harrogate	d	1635	1708		1735	1749	1805	1816	1835	1905	1935
Starbeck	d	1638	1711		1738	1752	1808	1820	1839	1908	1938
Knaresborough	a	1645	1717		1745	1759	1814	1826	1845	1914	1945
Cattal	d		1729				1822			1922	
Hammerton	d		1732				1826			1926	
Poppleton	d		1739				1833			1933	
York	a		1748				1846			1945	

Leeds	d	1929	2029	2129	2229	2329					
Burley Park	d	1933	2033	2133	2233	2333					
Headingley	d	1936	2036	2136	2236	2336					
Horsforth	d	1941	2041	2141	2241	2341					
Weeton	d	1949	2049	2149	2249	2349					
Pannal	d	1955	2055	2155	2255	2355					
Hornbeam Park	d	2000	2100	2200	2301	2359					
Harrogate	a	2003	2103	2203	2308	0006					
Harrogate	d	2005	2105	2205							
Starbeck	d	2008	2108	2208							
Knaresborough	a	2014	2114	2215							
Cattal	d	2022	2122								
Hammerton	d	2026	2126								
Poppleton	d	2033	2133								
York	a	2044	2146								

Saturdays

Leeds	d	0608	0637	0713	0739	0754	0829	0859	0929	0959	1029
Burley Park	d	0612	0641	0717	0743	0758	0833	0903	0933	1003	1033
Headingley	d	0615	0644	0720	0746	0801	0836	0906	0936	1006	1036
Horsforth	d	0620	0649	0725	0751	0806	0841	0911	0941	1011	1041
Weeton	d	0628	0657	0733	0759	0814	0849	0919	0949	1019	1049
Pannal	d	0634	0703	0739	0805	0820	0855	0925	0955	1025	1055
Hornbeam Park	d	0639	0708	0744	0810	0825	0900	0930	1000	1030	1100
Harrogate	a	0642	0711	0749	0813	0828	0903	0933	1003	1033	1103
Harrogate	d	0645	0714	0749	0816	0829	0905	0935	1005	1035	1105
Starbeck	d	0649	0717	0752	0819	0833	0908	0938	1008	1038	1108
Knaresborough	a	0654	0723	0759	0825	0840	0914	0945	1014	1045	1114
Cattal	d	0703	0731	0807	0836		0923		1022		1122
Hammerton	d	0706	0735	0811	0839		0927		1026		1126
Poppleton	d	0713	0742	0819	0846		0934		1033		1133
York	a	0721	0749	0826	0858		0945		1042		1145

Notes: a Arrive. d Depart.

Passengers are advised to allow a minimum connecting time of 10 minutes between trains at Leeds station. All trains in this timetable are operated by Northern, except where otherwise stated.

Harrogate Line

Saturdays

Leeds	d	1059	1129	1159	1229	1259	1329	1359	1429	1459	1529
Burley Park	d	1103	1133	1203	1233	1303	1333	1403	1433	1503	1533
Headingley	d	1106	1136	1206	1236	1306	1336	1406	1436	1506	1536
Horsforth	d	1111	1141	1211	1241	1311	1341	1411	1441	1511	1541
Weeton	d	1119	1149	1219	1249	1319	1349	1419	1449	1519	1549
Pannal	d	1125	1155	1225	1255	1325	1355	1425	1455	1525	1555
Hornbeam Park	d	1130	1200	1230	1300	1330	1400	1430	1500	1530	1600
Harrogate	a	1133	1203	1233	1303	1333	1403	1433	1503	1533	1603
Harrogate	d	1135	1205	1235	1305	1335	1405	1435	1505	1535	1605
Starbeck	d	1138	1208	1238	1308	1338	1408	1438	1508	1538	1608
Knaresborough	a	1145	1214	1245	1314	1345	1414	1445	1514	1545	1614
Cattal	d		1222		1322		1422		1522		1622
Hammerton	d		1226		1326		1426		1526		1626
Poppleton	d		1233		1333		1433		1533		1633
York	a		1245		1342		1446		1545		1645

Leeds	d	1559	1629	1659	1713	1729	1759	1829	1929	2029	2120
Burley Park	d	1603	1633	1703	1717	1733	1803	1833	1933	2033	2124
Headingley	d	1606	1636	1706	1720	1736	1806	1836	1936	2036	2127
Horsforth	d	1611	1641	1711	1725	1741	1811	1841	1941	2041	2132
Weeton	d	1619	1649	1719	1733	1749	1819	1849	1949	2049	2140
Pannal	d	1625	1655	1725	1739	1755	1825	1855	1955	2055	2146
Hornbeam Park	d	1630	1700	1730	1744	1800	1830	1900	2000	2100	2151
Harrogate	a	1633	1703	1733	1747	1803	1833	1903	2003	2103	2154
Harrogate	d	1635	1708	1735	1749	1805	1835	1905	2005	2105	2156
Starbeck	d	1638	1711	1738	1752	1808	1838	1908	2008	2108	2159
Knaresborough	a	1645	1717	1745	1759	1814	1845	1914	2014	2114	2206
Cattal	d		1729		1822		1922		2022		2122
Hammerton	d		1733		1826		1926		2026		2126
Poppleton	d		1740		1833		1933		2033		2133
York	a		1747		1846		1945		2042		2148

Leeds	d	2229	2321								
Burley Park	d	2233	2325								
Headingley	d	2236	2328								
Horsforth	d	2241	2333								
Weeton	d	2249	2341								
Pannal	d	2255	2347								
Hornbeam Park	d	2300	2352								
Harrogate	a	2306	2358								
Harrogate	d										
Starbeck	d										
Knaresborough	a										
Cattal	d										
Hammerton	d										
Poppleton	d										
York	a										

Notes: a Arrive. d Depart.

Passengers are advised to allow a minimum connecting time of 10 minutes between trains at Leeds station. All trains in this timetable are operated by Northern, except where otherwise stated.



METRO

information

Travel Information

Metro provides impartial advice and information about bus and train services in West Yorkshire.

Get real-time information on the move with Metro's **yournextbus** or National Rail's **TrainTracker™** real-time systems. Go to www.wymetro.com for details.

Visit **www.wymetro.com** to:


- download bus and train timetables.
- find out about concessionary travel.
- get information on multi-journey tickets.
- plan a journey in Yorkshire with Yorkshire Journey Planner.

Call **MetroLine** on **0113 245 7676**. We're open 0700 to 2200 daily (excluding Christmas Day, Boxing Day and New Year's Day).

Call into a **Travel Centre** at any staffed bus or rail station in West Yorkshire.

If you would like to receive timetables in large print, Braille, audio CD or tape, please contact us on 0113 245 7676 - Tynetalk friendly.

Published by Metro. 40-50 Wellington Street, Leeds LS1 2DE. Telephone: 0113 251 7272

Local Travel	MetroLine Buses and Trains	0113 245 7676
Open 7am to 10pm - 7 days a week		
National Travel	 traveline public transport info	0871 200 22 33*
Open 7am to 9pm - 7 days a week		
Rail Travel	National Rail Enquiries	08457 48 49 50
Open 24 hours a day - 7 days a week		

*calls from landlines cost 10p per minute. Mobile charges may vary

Please recycle this leaflet after use



Metro. Here to get you there