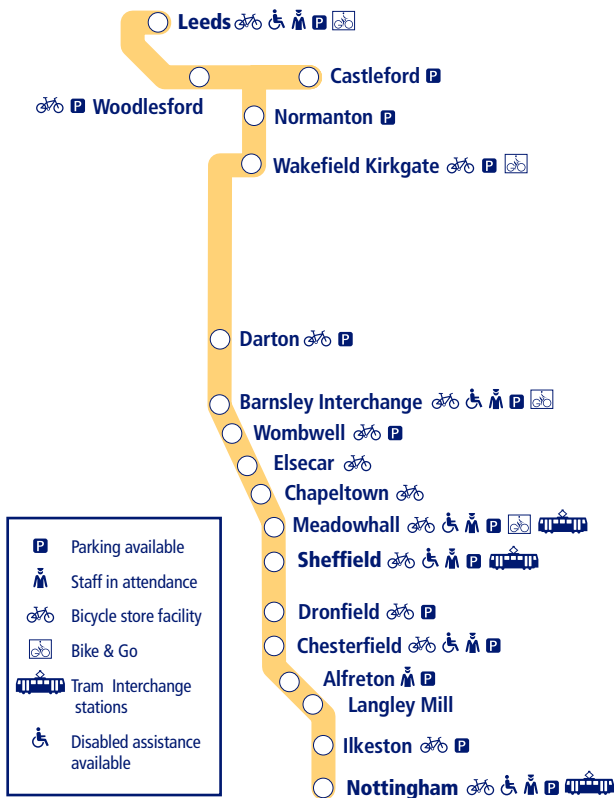


33

Train times

19 May 2019 – 14 December 2019

Leeds to Nottingham via Castleford



This timetable shows a summary of trains between **Nottingham and Leeds** including the Northern service linking the two cities and the East Midlands Trains service between **Nottingham and Sheffield**.

Other trains also run between **Nottingham and Chesterfield, Chesterfield and Sheffield, and Sheffield and Leeds**.

How to read this timetable



Look down the left hand column for your departure station. Read across until you find a suitable departure time. Read down the column to find the arrival time at your destination. Through services are shown in bold type (this means you won't have to change trains). Connecting services are shown in light type. If you travel on a connecting service, change at the next station shown in bold or if you arrive on a connecting service, change at the last station shown in bold, unless a footnote advises otherwise.

Minimum connection times



All stations have a minimum connection time of 5 minutes unless stated. Leeds 10 minutes, Nottingham 8 minutes, Sheffield 7 minutes and Wakefield Kirkgate 4 minutes.

Community Rail Partnerships and community groups



We support a number of active community rail partnerships (CRPs) across our network. CRPs bring together local communities and the rail industry to deliver benefits to both, and encourage use of the lines they represent.

Some stations on this route are adopted by local community groups. For more information visit northernrailway.co.uk/community

Planning your journey



National Rail Enquiries

For full details of all train times, fares and rail travel information anywhere on the national rail network, call **03457 48 49 50**, or visit **nationalrail.co.uk**

TrainTracker™

For up to date travel information and live departures direct to your mobile, text your station **name** or **location code** to **8 49 50**.

Customers with disabilities or restricted mobility are encouraged to contact our **Customer Experience Centre** who will book assistance for you.

Call: **0800 138 5560**

Textphone: **0800 138 5561**

Email: **assistance@northernrailway.co.uk**

Improving our railway



Engineering work to help improve our services sometimes affects trains, particularly at weekends and bank holidays.

Visit: **northernrailway.co.uk/improvements** or call National Rail Enquiries: **03457 48 49 50** to check before you travel.

Delay Repay



You can claim Delay Repay if one of our trains is late or cancelled and as a result you get to your destination station later than scheduled, whether it is our fault or not.

Visit **northernrailway.co.uk/delayrepay** for more information.

Whilst every care has been taken to ensure the accuracy of the information contained in this timetable, we can accept no liability for any inaccuracies, and reserve the right to change information without further notice. Visit our website for the most up to date timetables and check before you travel.

Nottingham - Leeds

Mondays to Saturdays

							EM P	EM P	
			H		SX	SO	SO	SX	H
Lincoln	d	-	-	-	-	-	-	-	-
Nottingham	d	-	-	-	-	-	0520	0523	-
Ilkeston		-	-	-	-	-	-	-	-
Langley Mill		-	-	-	-	-	-	-	-
Alfreton		-	-	-	-	-	-	-	-
Chesterfield		-	-	-	-	-	0549	0551	-
Dronfield		-	-	-	-	-	-	-	-
Sheffield	a	-	-	-	-	-	0615	0615	-
Sheffield	d	0518	0528	0537	0551	0602	0604	-	0619
Meadowhall		0524	0534	0543	0557	0608	0610	-	0625
Chapelton		0530	0540	0549	-	0614	0616	-	0642
Elsecar		0535	0546	0555	-	0620	0622	-	0648
Wombwell		0539	0549	0558	-	0623	0625	-	0651
Barnsley		0545a	0557	0605a	0612a	0630	0632	-	0639
Darton		-	0602	-	-	0635	0637	-	-
Wakefield Kirkgate	d	-	0615	-	-	0649	0650	-	0655
Normanton	a	-	0620	-	-	0655	0655	-	0659
Castleford	a	-	-	-	-	0700	0700	-	-
Woodlesford	a	-	0628	-	-	0712	0712	-	-
Leeds	a	-	0643	-	-	0725	0725	-	0716

Mondays to Saturdays

							EM P	EM P	H		
							SX	SO		SX	SO
Lincoln	d	-	-	-	-	-	-	-	-	-	-
Nottingham	d	-	-	0617	0639	0640	-	-	-	0718	0718
Ilkeston		-	-	0629	-	-	-	-	-	0730	0730
Langley Mill		-	-	0636	-	-	-	-	-	0737	0737
Alfreton		-	-	0644	0700	0701	-	-	-	0745	0745
Chesterfield		0625	-	0654	0710	0711	-	-	-	0757	0757
Dronfield		0632	-	0701	0718	0718	-	-	-	0804	0804
Sheffield	a	0642	-	0711	0728	0728	-	-	-	0815	0815
Sheffield	d	0644	0704	0718	-	-	0735	0747	0804	0818	0818
Meadowhall		0651	0710	0724	-	-	0741	0754	0810	0824	0825
Chapelton		-	0717	-	-	-	0747	-	0816	-	-
Elsecar		-	0723	-	-	-	0753	-	0822	-	-
Wombwell		-	0726	-	-	-	0756	-	0825	-	-
Barnsley		0706	0733	0742	-	-	0803a	0808	0832	0840	0841
Darton		-	0738	-	-	-	-	-	0837	-	-
Wakefield Kirkgate	d	0723	0751	0757	-	-	-	0824	0850	0855	0858
Normanton	a	0727	0756	-	-	-	-	0829	0855	-	-
Castleford	a	-	0801	-	-	-	-	-	0900	-	-
Woodlesford	a	-	0813	-	-	-	-	-	0912	-	-
Leeds	a	0743	0826	0817	-	-	-	0845	0924	0915	0917

Notes

a Arrival time.

H To Huddersfield.

P To Liverpool Lime Street.

SO Saturdays only.

SX Mondays to Fridays only.

EM Service operated by East Midlands Trains.

Nottingham - Leeds

Mondays to Saturdays

		H	EM P	EM P		SX	SO		H	EM P	EM P	
	Lincoln	d	-	-	0723	-	-	-	-	-	-	
	Nottingham	d	-	0746	0746	-	-	-	0817	-	0848	0847
	Ilkeston	-	-	0759	0759	-	-	-	0829	-	-	-
	Langley Mill	-	-	-	-	-	-	-	0836	-	-	-
	Alfreton	-	-	0809	0810	-	-	-	0844	-	0909	0908
	Chesterfield	-	-	0820	0820	-	-	-	0855	-	0920	0920
	Dronfield	-	-	0826	0827	-	-	-	0902	-	-	-
	Sheffield	a	-	0837	0839	0841	-	-	0913	-	0937	0938
	Sheffield	d	0835	-	-	0845	0903	0903	0918	0935	-	-
	Meadowhall	-	-	-	-	0851	0908	0909	0924	0941	-	-
	Chapelton	-	-	-	-	-	0915	0915	-	0947	-	-
	Elsecar	-	-	0853	-	-	-	0921	0921	-	0953	-
	Wombwell	-	-	0856	-	-	-	0924	0924	-	0956	-
	Barnsley	0903a	-	-	-	0909	0931	0931	0940	1003a	-	-
	Darton	-	-	-	-	-	0936	0936	-	-	-	-
	Wakefield Kirkgate	d	-	-	-	0925f	0949	0949	0955	-	-	-
	Normanton	a	-	-	-	-	0954	0954	-	-	-	-
	Castleford	a	-	-	-	-	0959	0959	-	-	-	-
	Woodlesford	a	-	-	-	-	1011	1011	-	-	-	-
	Leeds	a	-	-	-	0945	1025	1024	1015	-	-	-

Mondays to Saturdays

						H	EM P			H	EM P	
	Lincoln	d	0826	-	-	-	-	0929	-	-	-	
	Nottingham	d	-	-	0916	-	0947	-	-	1017	-	1051
	Ilkeston	-	-	-	0928	-	-	-	-	1029	-	-
	Langley Mill	-	-	-	0935	-	-	-	-	1036	-	-
	Alfreton	-	-	-	0943	-	1008	-	-	1044	-	1112
	Chesterfield	-	-	-	0954	-	1020	-	-	1055	-	1122
	Dronfield	-	-	-	1001	-	-	-	-	1102	-	-
	Sheffield	a	0942	-	1013	-	1037	1042	-	1113	-	1138
	Sheffield	d	0945	1002	1018	1035	-	1045	1102	1118	1135	-
	Meadowhall	-	0951e	1008	1024	1041	-	1051	1108	1124	1143	-
	Chapelton	-	-	1014	-	1047	-	-	1114	-	1149	-
	Elsecar	-	-	1020	-	1053	-	-	1120	-	1155	-
	Wombwell	-	-	1023	-	1056	-	-	1123	-	1158	-
	Barnsley	1009	1030	1040	1103a	-	1109	1130	1140	1205a	-	-
	Darton	-	-	1035	-	-	-	-	1135	-	-	-
	Wakefield Kirkgate	d	1024	1049	1055	-	-	1124	1149	1155	-	-
	Normanton	a	-	1054	-	-	-	-	1154	-	-	-
	Castleford	a	-	1059	-	-	-	-	1159	-	-	-
	Woodlesford	a	-	1111	-	-	-	-	1211	-	-	-
	Leeds	a	1045	1125	1115	-	-	1145	1225	1215	-	-

Notes

a Arrival time.

e 1 minute later on Saturdays.

f 1 minute earlier on Saturdays.

H To Huddersfield.

P To Liverpool Lime Street.

SO Saturdays only.

SX Mondays to Fridays only.

EM Service operated by East Midlands Trains.

Nottingham - Leeds

Mondays to Saturdays

		EM P SO			H	EM P SO	EM P SX		
Lincoln	d	-	1029	-	-	-	-	1129	-
Nottingham	d	1047	-	-	1117	-	1147 1147	-	1217
Ilkeston		-	-	-	1129	-	-	-	1229
Langley Mill		-	-	-	1136	-	-	-	1236
Alfreton		1108	-	-	1144	-	1208 1208	-	1244
Chesterfield		1120	-	-	1155	-	1220 1222	-	1255
Dronfield		-	-	-	1202	-	-	-	1302
Sheffield	a	1139	1141	-	1213	-	1238 1238	1242	1313
Sheffield	d	-	1145	1202	1218	1235	-	1245	1302 1318
Meadowhall		-	1151	1208	1224	1241	-	1251	1308 1324
Chapelton		-	-	1214	-	1247	-	-	1314 -
Elsecar		-	-	1220	-	1253	-	-	1320 -
Wombwell		-	-	1223	-	1256	-	-	1323 -
Barnsley		-	1209	1230	1240	1303a	-	1309	1330 1340
Darton		-	-	1235	-	-	-	-	1335 -
Wakefield Kirkgate	d	-	1224	1249	1255	-	-	1324	1349 1355
Normanton	a	-	-	1254	-	-	-	-	1354 -
Castleford	a	-	-	1259	-	-	-	-	1359 -
Woodlesford	a	-	-	1311	-	-	-	-	1411 -
Leeds	a	-	1245	1325	1315	-	-	1345	1425 1415

Mondays to Saturdays

		H	EM P			H	EM P SX	EM P SO	
Lincoln	d	-	-	1229	-	-	-	-	1326 -
Nottingham	d	-	1247	-	-	1317	-	1347 1347	- -
Ilkeston		-	1300	-	-	1329	-	-	- -
Langley Mill		-	-	-	-	1336	-	-	- -
Alfreton		-	1310	-	-	1344	-	1410 1408	- -
Chesterfield		-	1321e	-	-	1355	-	1420 1420	- -
Dronfield		-	-	-	-	1402	-	-	- -
Sheffield	a	-	1337	1342	-	1413	-	1438 1437	1442 -
Sheffield	d	1335	-	1345	1402	1418	1435	-	1445 1502
Meadowhall		1341	-	1351	1408	1424	1441	-	1451 1508
Chapelton		1347	-	-	1414	-	1447	-	- 1514
Elsecar		1353	-	-	1420	-	1453	-	- 1520
Wombwell		1356	-	-	1423	-	1456	-	- 1523
Barnsley		1403a	-	1409	1430	1440	1503a	-	- 1509 1530
Darton		-	-	-	1435	-	-	-	- 1535
Wakefield Kirkgate	d	-	-	1424	1449	1455	-	-	1524 1549
Normanton	a	-	-	-	1454	-	-	-	- 1554
Castleford	a	-	-	-	1459	-	-	-	- 1559
Woodlesford	a	-	-	-	1511	-	-	-	- 1611
Leeds	a	-	-	1445	1525	1515	-	-	1545 1625

Notes

a Arrival time.

e 1 minute later on Saturdays.

H To Huddersfield.

P To Liverpool Lime Street.

SO Saturdays only.

SX Mondays to Fridays only.

EM Service operated by East Midlands Trains.

Nottingham - Leeds

Mondays to Saturdays

			H	EM P	SX	SO		H	EM P	
Lincoln	d	-	-	-	1429	1427	-	-	-	1529
Nottingham	d	1417	-	1447	-	-	-	1517	-	1547
Ilkeston		1429	-	-	-	-	-	1529	-	1600
Langley Mill		1436	-	-	-	-	-	1536	-	-
Alfreton		1444	-	1508	-	-	-	1544	-	1610
Chesterfield		1455	-	1520	-	-	-	1555	-	1620
Dronfield		1502	-	-	-	-	-	1602	-	-
Sheffield	a	1513	-	1537	1542	1542	-	1613	-	1637 1642
Sheffield	d	1518	1535	-	1545	1545	1602	1618	1635	- 1645
Meadowhall		1524	1541	-	1551	1551	1608	1624	1641	- 1651
Chapelton		-	1547	-	-	-	1614	-	1647	- -
Elsecar		-	1553	-	-	-	1620	-	1653	- -
Wombwell		-	1556	-	-	-	1623	-	1656	- -
Barnsley		1540	1603	-	1609	1609	1630	1640	1703	- 1709
Darton		-	-	-	-	-	1635	-	-	- -
Wakefield Kirkgate	d	1555	-	-	1624	1624	1649	1655	-	- 1724
Normanton	a	-	-	-	-	-	1654	-	-	- -
Castleford	a	-	-	-	-	-	1659	-	-	- -
Woodlesford	a	-	-	-	-	-	1711	-	-	- -
Leeds	a	1615	-	-	1645	1645	1724	1715	-	- 1745

Mondays to Saturdays

				H	EM P	EM P		H	EM P	
Lincoln	d	-	-	-	-	-	1629	-	-	-
Nottingham	d	-	1617	-	1644	1647	-	-	1717	- 1744
Ilkeston		-	1629	-	-	-	-	-	1729	- -
Langley Mill		-	1636	-	-	-	-	-	1736	- 1800
Alfreton		-	1644	-	1705	1708	-	-	1744	- 1808
Chesterfield		-	1655	-	1715	1720	-	-	1755	- 1818
Dronfield		-	1702	-	-	-	-	-	1802	- -
Sheffield	a	-	1713	-	1734	1738	1742	-	1813	- 1834
Sheffield	d	1702	1718	1735	-	-	1745	1802	1818	1835 -
Meadowhall		1708	1724	1741	-	-	1751	1808	1824	1841 -
Chapelton		1714	-	1747	-	-	-	1814	-	1847 -
Elsecar		1720	-	1753	-	-	-	1820	-	1853 -
Wombwell		1723	-	1756	-	-	-	1823	-	1856 -
Barnsley		1730	1740	1803a	-	-	1809	1830	1840	1903a -
Darton		1735	-	-	-	-	-	1835	-	- -
Wakefield Kirkgate	d	1749	1755	-	-	-	1825	1849	1855	- -
Normanton	a	1754	-	-	-	-	-	1854	-	- -
Castleford	a	1759	-	-	-	-	-	1859	-	- -
Woodlesford	a	1811	-	-	-	-	-	1911	-	- -
Leeds	a	1824	1815	-	-	-	1846	1922	1915	- -

Notes

a Arrival time.

H To Huddersfield.

P To Liverpool Lime Street.

SO Saturdays only.

SX Mondays to Fridays only.

EM Service operated by East Midlands Trains.

Nottingham - Leeds

Mondays to Saturdays

		EM P SX				H	EM P SO			EM M SX
Lincoln	d	-	1723	-	-	-	-	1823	-	-
Nottingham	d	1747	-	-	1817	-	1847	-	-	1917 1939
Ilkeston		-	-	-	1829	-	-	-	-	1929 -
Langley Mill		1803	-	-	1836	-	-	-	-	1936 -
Alfreton		1811	-	-	1844	-	1908	-	-	1944 2001
Chesterfield		1820	-	-	1855	-	1920	-	-	1955 2011
Dronfield		-	-	-	1902	-	-	-	-	2002 -
Sheffield	a	1837	1841	-	1913	-	1937	1941	-	2013 2028
Sheffield	d	-	1845	1902	1918	1935	-	1945	2002	2018 -
Meadowhall		-	1851	1908	1924	1941	-	1951	2008	2024 -
Chapelton		-	-	1914	-	1947	-	-	2014	- -
Elsecar		-	-	1920	-	1953	-	-	2020	- -
Wombwell		-	-	1923	-	1956	-	-	2023	- -
Barnsley		-	1909	1930	1940	2003	-	2009	2030	2040 -
Darton		-	-	1935	-	-	-	-	2035	- -
Wakefield Kirkgate	d	-	1924	1949	1955	-	-	2024	2049	2055 -
Normanton	a	-	-	1954	-	-	-	-	2054	- -
Castleford	a	-	-	1959	-	-	-	-	2059	- -
Woodlesford	a	-	-	2011	-	-	-	-	2111	- -
Leeds	a	-	1943	2024	2015	-	-	2045	2124	2115 -

Mondays to Saturdays

		EM M SO	H				EM SO	EM SX	H	EM SX
Lincoln	d	-	-	1926	-	-	-	-	-	-
Nottingham	d	1936	-	-	-	2017	2024	2033	-	2108 2112
Ilkeston		-	-	-	-	2029	-	-	-	2129
Langley Mill		-	-	-	-	2036	2043	2049	-	2125 2136
Alfreton		2001	-	-	-	2044	2051	2057	-	2133 2144
Chesterfield		2011	-	-	-	2055	2109	2110	-	2144 2155
Dronfield		-	-	-	-	2102	-	-	-	2202
Sheffield	a	2029	-	2041	-	2113	2123	2124	-	2158 2213
Sheffield	d	-	2035	2045	2102	2118	2126	2126	2135	2204 2218
Meadowhall		-	2041	2051	2108	2124	-	-	2141	- 2224
Chapelton		-	2047	-	2114	-	-	-	2147	- -
Elsecar		-	2053	-	2120	-	-	-	2153	- -
Wombwell		-	2056	-	2123	-	-	-	2156	- -
Barnsley		-	2103a	2109	2130	2140	-	-	2203a	- 2240
Darton		-	-	-	2135	-	-	-	-	- -
Wakefield Kirkgate	d	-	-	2124	2149	2155	-	-	-	2255
Normanton	a	-	-	-	2154	-	-	-	-	- -
Castleford	a	-	-	-	2159	-	-	-	-	- -
Woodlesford	a	-	-	-	2213	-	-	-	-	- -
Leeds	a	-	-	2144	2224	2215	2217	2220	-	2249 2314

Notes

a Arrival time.

H To Huddersfield.

M To Manchester Piccadilly.

P To Liverpool Lime Street.

SO Saturdays only.

SX Mondays to Fridays only.

EM Service operated by East Midlands Trains.

Nottingham - Leeds

Mondays to Saturdays

			H							
			SX	SO	SX					
Lincoln	d	-	-	-	-	-	-	-	-	
Nottingham	d	-	-	2215	2217	-	2318	-	-	
Ilkeston	-	-	-	-	-	-	2330	-	-	
Langley Mill	-	-	-	-	-	-	2336	-	-	
Alfreton	-	-	-	-	-	-	2344	-	-	
Chesterfield	-	-	2303	2302	-	2354	-	-	-	
Dronfield	-	-	-	-	-	0002	-	-	-	
Sheffield	a	-	-	2325	2316	-	0015	-	-	
Sheffield	d	2231	2238	-	-	2318	-	-	-	
Meadowhall		2237	2244	-	-	2324	-	-	-	
Chapelton		2243	2251	-	-	2330	-	-	-	
Elsecar		2248	2257	-	-	2335	-	-	-	
Wombwell		2252	2301	-	-	2339	-	-	-	
Barnsley		2259	2307a	-	-	2346	-	-	-	
Darton		2304	-	-	-	2351	-	-	-	
Wakefield Kirkgate	d	2318	-	-	-	0003a	-	-	-	
Normanton	a	2322	-	-	-	-	-	-	-	
Castleford	a	2330	-	-	-	-	-	-	-	
Woodlesford	a	2341	-	-	-	-	-	-	-	
Leeds	a	0002	-	-	-	-	-	-	-	

Notes

a Arrival time.

H To Huddersfield.

SX Mondays to Fridays only.

Nottingham - Leeds

Sundays

				H	D	EM P	H		H	EM P
Lincoln	d	-	-	-	-	-	-	-	1014	-
Nottingham	d	-	-	-	0918	0947	-	-	1017	1048
Ilkeston		-	-	-	0933	-	-	-	1030	-
Langley Mill		-	-	-	0938	-	-	-	1035	-
Alfreton		-	-	-	0946	1005	-	-	1043	1109
Chesterfield		-	-	-	0956	1018	-	-	1054	1119
Dronfield		-	-	-	1003	1025	-	-	1101	-
Sheffield	a	-	-	-	1016	1037	-	-	1113	1134 1135
Sheffield	d	0839	0917	0938	1017	-	1038	1051	1116	1138
Meadowhall		0845	0923	0945	1023	-	1045	1057	1122	1145
Chapelton		0851	-	0951	-	-	1051	-	-	1151
Elsecar		0857	-	0957	-	-	1056	-	-	1157
Wombwell		0900	-	1000	-	-	1100	-	-	1200
Barnsley		0906	0938	1006a	1038	-	1106a	1112	1136	1206a
Darton		0911	0943	-	-	-	-	1117	-	-
Wakefield Kirkgate	d	0923	0959	-	1053	-	-	1132	1152	-
Normanton	a	0928	1003	-	-	-	-	1137	-	-
Castleford	a	0933	-	-	-	-	-	1142	-	-
Woodlesford	a	0945	-	-	-	-	-	1154	-	-
Leeds	a	0956	1024	-	1113	-	-	1208	1211	-

Sundays

					EM P	H		EM P	H		EM P	H
Lincoln	d	-	-	1114	-	-	-	1214	-	-	1314	-
Nottingham	d	1118	1144	-	-	1219	1240	-	1319	1342	-	-
Ilkeston		1131	1156	-	-	1232	-	-	1332	-	-	-
Langley Mill		1136	-	-	-	1237	1256	-	1337	1358	-	-
Alfreton		1144	1208	-	-	1245	1304	-	1345	1406	-	-
Chesterfield		1155	1218	-	-	1256	1317	-	1356	1416	-	-
Dronfield		1202	-	-	-	1303	-	-	1403	-	-	-
Sheffield	a	1214	1235	1234	-	1315	1333	1334	1415	1434	1436	-
Sheffield	d	1216	-	1239	1244	1317	-	1339	1417	-	1439	-
Meadowhall		1223	-	1245	1250	1323	-	1345	1423	-	1445	-
Chapelton		-	-	1251	1256	-	-	1351	-	-	-	-
Elsecar		-	-	1256	1302	-	-	1356	-	-	-	-
Wombwell		-	-	1300	1306	-	-	1400	-	-	-	-
Barnsley		1237	-	1306a	1312	1337	-	1406a	1437	-	1500a	-
Darton		-	-	-	1317	-	-	-	-	-	-	-
Wakefield Kirkgate	d	1302	-	-	1329	1356	-	-	1456	-	-	-
Normanton	a	-	-	-	1334	-	-	-	-	-	-	-
Castleford	a	-	-	-	1339	-	-	-	-	-	-	-
Woodlesford	a	-	-	-	1351	-	-	-	-	-	-	-
Leeds	a	1322	-	-	1404	1418	-	-	1517	-	-	-

Notes

a Arrival time.

D To Carlisle.

H To Huddersfield.

P To Liverpool Lime Street.

EM Service operated by East Midlands Trains.

Nottingham - Leeds

Sundays

				H	EM P		EM P	H		EM P
Lincoln	d	-	-	1414	-	-	-	-	-	-
Nottingham	d	-	1419	-	1447	1520	1547	-	-	1619 1642
Ilkeston	-	1432	-	-	1533	-	-	-	-	1632 1657
Langley Mill	-	1437	-	1503	1538	-	-	-	-	1637 1703
Alfreton	-	1445	-	1511	1546	1608	-	-	-	1645 1711
Chesterfield	-	1456	-	1521	1557	1618	-	-	-	1656 1722
Dronfield	-	1503	-	-	1604	-	-	-	-	1703 -
Sheffield	a	-	1515	1535	1539	1614	1635	-	-	1715 1739
Sheffield	d	1444	1517	1539	-	1617	-	1639	1644	1718 -
Meadowhall		1450	1523	1545	-	1623	-	1645	1650	1724 -
Chapelton		1456	-	1551	-	-	-	-	1656	- -
Elsecar		1502	-	1557	-	-	-	-	1702	- -
Wombwell		1506	-	1600	-	-	-	-	1706	- -
Barnsley		1512	1537	1606a	-	1637	-	1700a	1712	1738 -
Darton		1517	-	-	-	-	-	-	1717	- -
Wakefield Kirkgate	d	1529	1555	-	-	1657	-	-	1729	1757 -
Normanton	a	1534	-	-	-	-	-	-	1734	- -
Castleford	a	1539	-	-	-	-	-	-	1740	- -
Woodlesford	a	1551	-	-	-	-	-	-	1751	- -
Leeds	a	1604	1615	-	-	1717	-	-	1804	1817 -

Sundays

		H		EM P	H		EM M	H		EM M
Lincoln	d	-	-	-	-	-	-	-	-	-
Nottingham	d	-	1719	1739	-	-	1819	1840	-	1919 1942
Ilkeston	-	1732	-	-	-	1832	-	-	1932	-
Langley Mill	-	1737	1757	-	-	1837	1856	-	1937	-
Alfreton	-	1745	1805	-	-	1845	1904	-	1945	2003
Chesterfield	-	1756	1816	-	-	1856	1915	-	1956	2013
Dronfield	-	1803	-	-	-	1903	-	-	2003	-
Sheffield	a	-	1815	1833	-	-	1914	1931	-	2015 2030
Sheffield	d	1742	1817	-	1839	1845	1916	-	1939	2017 -
Meadowhall		1748	1823	-	1845	1851	1923	-	1945	2023 -
Chapelton		1754	-	-	-	1857	-	-	1951	- -
Elsecar		1759	-	-	-	1902	-	-	1956	- -
Wombwell		1803	-	-	-	1906	-	-	2000	- -
Barnsley		1809a	1837	-	1900a	1912	1937	-	2006a	2037 -
Darton		-	-	-	-	1917	-	-	-	- -
Wakefield Kirkgate	d	-	1853	-	-	1929	1953	-	-	2053 -
Normanton	a	-	-	-	-	1934	-	-	-	- -
Castleford	a	-	-	-	-	1940	-	-	-	- -
Woodlesford	a	-	-	-	-	1951	-	-	-	- -
Leeds	a	-	1915	-	-	2004	2015	-	-	2114 -

Notes

a Arrival time.

H To Huddersfield.

M To Manchester Piccadilly.

P To Liverpool Lime Street.

EM Service operated by East Midlands Trains.

Nottingham - Leeds

Sundays

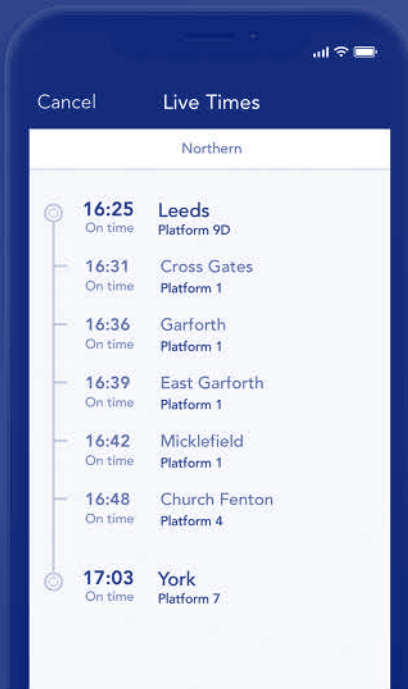
Lincoln	d	-	-	-	-	-	-	-	-	-
Nottingham	d	-	2015	-	2133	2233	-	-	-	-
Ilkeston	-	-	2028	-	2152	2252	-	-	-	-
Langley Mill	-	-	2033	-	2157	2257	-	-	-	-
Alfreton	-	-	2041	-	2205	2305	-	-	-	-
Chesterfield	-	-	2054	-	2216	2316	-	-	-	-
Dronfield	-	-	2102	-	2223	2323	-	-	-	-
Sheffield	a	-	2115	-	2234	2335	-	-	-	-
Sheffield	d	2048	2117	2144	2244	-	-	-	-	-
Meadowhall	-	2054	2123	2150	2250	-	-	-	-	-
Chapelton	-	2100	-	2156	2256	-	-	-	-	-
Elsecar	-	2105	-	2202	2301	-	-	-	-	-
Wombwell	-	2109	-	2205	2305	-	-	-	-	-
Barnsley	-	2115	2137	2211a	2312	-	-	-	-	-
Darton	-	2120	-	-	2317	-	-	-	-	-
Wakefield Kirkgate	d	-	2153	-	2332	-	-	-	-	-
Normanton	a	2137	-	-	2337	-	-	-	-	-
Castleford	a	2142	-	-	2342	-	-	-	-	-
Woodlesford	a	2154	-	-	2354	-	-	-	-	-
Leeds	a	2211	2215	-	0007	-	-	-	-	-

Notes

a Arrival time.

Free mobile app

Download and
use for free



NO BOOKING FEES

STRAIGHT TO MOBILE TICKETS

REAL-TIME TRAIN TRAVEL UPDATES

Download the Northern app



northernrailway.co.uk/app

Leeds - Nottingham

Mondays to Saturdays

										EM A SX
			SO	SX		B				
Leeds	d	-	-	-	-	-	-	0555	0555	0633
Woodlesford		-	-	-	-	-	-	0604	0604	-
Castleford		-	-	-	-	-	-	0615	0615	-
Normanton		-	-	-	-	-	-	0621	0621	-
Wakefield Kirkgate		-	-	-	-	-	-	0627	0627	-
Darton		-	-	-	-	-	-	0637	0637	-
Barnsley		-	0523	-	-	0552	0620	-	0645	0645
Wombwell		-	0528	-	-	0557	0625	-	0650	0650
Elsecar		-	0532	-	-	0601	0629	-	0654	0654
Chapelton		-	0537	-	-	0606	0634	-	0700	0700
Meadowhall		-	0543	-	-	0612	0640	-	0707	0710
Sheffield	a	-	0553	-	-	0620	0648	-	0715	0719
Sheffield	d	0515	-	0601	0603	-	-	0702	-	-
Dronfield		0524	-	0613	0613	-	-	0711	-	-
Chesterfield		0530	-	0619	0619	-	-	0717	-	-
Alfreton		0545	-	0629	0629	-	-	0728	-	-
Langley Mill		0553	-	0636	0636	-	-	0735	-	-
Ilkeston		0558	-	0641	0641	-	-	0740	-	-
Nottingham	a	0611	-	0700	0700	-	-	0753	-	-
Lincoln	a	-	-	-	-	-	-	-	-	-

Mondays to Saturdays

		EM A SO			SX	SO	EM A SO		EM C SO
Leeds	d	0634	-	0638	0630	0703	0703	0740	-
Woodlesford		-	-	-	0639	-	-	-	-
Castleford		-	-	-	0650	-	-	-	-
Normanton		-	-	-	0656	-	-	-	-
Wakefield Kirkgate		-	-	0656	0701	0723	0722	-	0755
Darton		-	-	-	0713	-	-	-	-
Barnsley		-	0701	0713	0720	0739	0738	-	0800
Wombwell		-	0706	-	0726	-	-	-	0805
Elsecar		-	0710	-	0730	-	-	-	0809
Chapelton		-	0716	-	0735	-	-	-	0815
Meadowhall		-	0722	0727	0747	0753	0753	-	0821
Sheffield	a	0722	0729	0734	0754	0800	0800	0824	0828
Sheffield	d	0737	-	0738	-	0803	0803	0834	-
Dronfield		-	-	-	-	0813	0813	-	-
Chesterfield		0750	-	-	-	0819	0819	0847	-
Alfreton		0801	-	-	-	0833	0829	0857	-
Langley Mill		0809	-	-	-	0841	0837	-	-
Ilkeston		-	-	-	-	0846	0842	-	-
Nottingham	a	0825	-	-	-	0859	0855	0919	-
Lincoln	a	-	-	0847	-	-	-	-	0948

Notes

A To London St Pancras International.

B To Gainsborough Central.

C To Norwich.

SO Saturdays only.

SX Mondays to Fridays only.

EM Service operated by East Midlands Trains.

Leeds - Nottingham

Mondays to Saturdays

		EM				EM	EM				
		C				C	C				
		SX				SO	SX				
Leeds	d	-	0730	0804	-	0838	-	-	0830	0908	-
Woodlesford		-	0739	-	-	-	-	-	0839	-	-
Castleford		-	0750	-	-	-	-	-	0850	-	-
Normanton		-	0756	-	-	-	-	-	0856	-	-
Wakefield Kirkgate		-	0802	0822	-	0855	-	-	0901	0925	-
Darton		-	0813	-	-	-	-	-	0913	-	-
Barnsley		-	0820	0838	0900	0911	-	-	0921	0941	1000
Wombwell		-	0826	-	0905	-	-	-	0926	-	1005
Elsecar		-	0830	-	0909	-	-	-	0930	-	1009
Chapelton		-	0835	-	0915	-	-	-	0936	-	1015
Meadowhall		-	0842e	0857	0921	0927	-	-	0942	0957	1021
Sheffield	a	-	0850	0904	0928	0934	-	-	0951	1004	1028
Sheffield	d	0839	-	0906	-	0937	0937	0938	-	1005	-
Dronfield		-	-	0916	-	-	-	-	-	1015	-
Chesterfield		0854	-	0922	-	-	0952	0952	-	1022	-
Alfreton		0905	-	0933	-	-	1003	1002	-	1032	-
Langley Mill		-	-	0940	-	-	-	-	-	1040	-
Ilkeston		-	-	0945	-	-	-	1012	-	1045	-
Nottingham	a	0928	-	0959	-	-	1027	1027	-	1058	-
Lincoln	a	-	-	-	-	1055	-	-	-	-	-

Mondays to Saturdays

		EM	EM				EM	EM			
		C	C				C	C			
		SX	SO				SX	SO			
Leeds	d	-	-	0938	0929	1008	-	1038	-	-	1030
Woodlesford		-	-	-	0938	-	-	-	-	-	1039
Castleford		-	-	-	0949	-	-	-	-	-	1050
Normanton		-	-	-	0955	-	-	-	-	-	1056
Wakefield Kirkgate		-	-	0955	1000	1025	-	1055	-	-	1101
Darton		-	-	-	1014	-	-	-	-	-	1113
Barnsley		-	-	1012	1021	1041	1100	1111	-	-	1120
Wombwell		-	-	-	1027	-	1105	-	-	-	1126
Elsecar		-	-	-	1031	-	1109	-	-	-	1130
Chapelton		-	-	-	1036	-	1115	-	-	-	1135
Meadowhall		-	-	1027	1042	1057	1121	1127	-	-	1142
Sheffield	a	-	-	1034	1052	1104	1128	1134	-	-	1151
Sheffield	d	1037	1037	1037	-	1105	-	1137	1138	1138	-
Dronfield		-	-	-	-	1115	-	-	-	-	-
Chesterfield		1054	1052	-	-	1122	-	-	1154	1152	-
Alfreton		1105	1102	-	-	1132	-	-	1205	1203	-
Langley Mill		-	-	-	-	1140	-	-	-	-	-
Ilkeston		-	-	-	-	1145	-	-	-	1213	-
Nottingham	a	1126	1127	-	-	1158	-	-	1229	1227	-
Lincoln	a	-	-	1149	-	-	-	1248	-	-	-

Notes

e 1 minute later on Saturdays.

C To Norwich.

SO Saturdays only.

SX Mondays to Fridays only.

EM Service operated by East Midlands Trains.

Leeds - Nottingham

Mondays to Saturdays

				EM C SX	EM C SO					EM C SX	
Leeds	d	1108	-	1138	-	-	1130	1209	-	1238	-
Woodlesford		-	-	-	-	-	1139	-	-	-	-
Castleford		-	-	-	-	-	1150	-	-	-	-
Normanton		-	-	-	-	-	1156	-	-	-	-
Wakefield Kirkgate		1125	-	1155	-	-	1201	1226	-	1255	-
Darton		-	-	-	-	-	1213	-	-	-	-
Barnsley		1141	1200	1211	-	-	1220	1242	1300	1311	-
Wombwell		-	1205	-	-	-	1226	-	1305	-	-
Elsecar		-	1209	-	-	-	1230	-	1309	-	-
Chapelton		-	1215	-	-	-	1235	-	1315	-	-
Meadowhall		1157	1221	1227	-	-	1242	1257	1321	1327	-
Sheffield	a	1204	1228	1234	-	-	1251	1304	1328	1334	-
Sheffield	d	1205	-	1237	1238	1238	-	1305	-	1337	1337
Dronfield		1215	-	-	-	-	-	1315	-	-	-
Chesterfield		1222	-	-	1252	1252	-	1322	-	-	1352
Alfreton		1232	-	-	1303	1302	-	1332	-	-	1403
Langley Mill		1240	-	-	-	-	-	1340	-	-	-
Ilkeston		1245	-	-	-	1312	-	1345	-	-	-
Nottingham	a	1258	-	-	1327	1327	-	1358	-	-	1427
Lincoln	a	-	-	1349	-	-	-	-	-	1448	-

Mondays to Saturdays

		EM C SO			EM C SX	EM C SO					
Leeds	d	-	1230	1308	-	1338	-	-	1330	1409	-
Woodlesford		-	1239	-	-	-	-	-	1339	-	-
Castleford		-	1250	-	-	-	-	-	1350	-	-
Normanton		-	1256	-	-	-	-	-	1356	-	-
Wakefield Kirkgate		-	1301	1326	-	1355	-	-	1401	1426	-
Darton		-	1313	-	-	-	-	-	1413	-	-
Barnsley		-	1320	1342	1400	1411	-	-	1420	1442	1500
Wombwell		-	1326	-	1405	-	-	-	1426	-	1505
Elsecar		-	1330	-	1409	-	-	-	1430	-	1509
Chapelton		-	1335	-	1415	-	-	-	1435	-	1515
Meadowhall		-	1342	1357	1421	1427	-	-	1442	1457	1521
Sheffield	a	-	1351	1404	1428	1434	-	-	1451	1504	1528
Sheffield	d	1338	-	1405	-	1437	1438	1438	-	1506	-
Dronfield		-	-	1415	-	-	-	-	-	1516	-
Chesterfield		1354	-	1422	-	-	1452	1454	-	1522	-
Alfreton		1404	-	1432	-	-	1503	1504	-	1532	-
Langley Mill		-	-	1440	-	-	-	-	-	1540	-
Ilkeston		-	-	1445	-	-	1513	-	-	1545	-
Nottingham	a	1427	-	1458	-	-	1528	1527	-	1558	-
Lincoln	a	-	-	-	-	1548	-	-	-	-	-

Notes

C To Norwich.

SO Saturdays only.

SX Mondays to Fridays only.

EM Service operated by East Midlands Trains.

Leeds - Nottingham

Mondays to Saturdays

			EM C SX	EM C SO				EM C SX	EM C SO		
Leeds	d	1438	-	-	1430	1508	-	1538	-	-	1530
Woodlesford		-	-	-	1439	-	-	-	-	-	1539
Castleford		-	-	-	1450	-	-	-	-	-	1550
Normanton		-	-	-	1456	-	-	-	-	-	1556
Wakefield Kirkgate		1455	-	-	1501	1525	-	1555	-	-	1601
Darton		-	-	-	1513	-	-	-	-	-	1613
Barnsley		1511	-	-	1520	1541	1600	1611	-	-	1620
Wombwell		-	-	-	1526	-	1605	-	-	-	1626
Elsecar		-	-	-	1530	-	1609	-	-	-	1630
Chapelton		-	-	-	1535	-	1615	-	-	-	1635
Meadowhall		1527	-	-	1542	1557	1621	1627	-	-	1642
Sheffield	a	1534	-	-	1550	1604	1628	1634	-	-	1651
Sheffield	d	1537	1537	1538	-	1605	-	1637	1637	1638	-
Dronfield		-	-	-	-	1615	-	-	-	1648	1648
Chesterfield		-	1553	1553	-	1622	-	-	1653	1654	-
Alfreton		-	1605	1604	-	1632	-	-	1704	1705	-
Langley Mill		-	-	-	-	1640	-	-	-	-	-
Ilkeston		-	-	-	-	1645	-	-	-	-	-
Nottingham	a	-	1627	1627	-	1658	-	-	1727	1727	-
Lincoln	a	1649	-	-	-	-	-	1756	-	-	-

Mondays to Saturdays

				EM C SO	EM C SX				EM C SO		
Leeds	d	1604	-	1638	-	-	1630	1708	-	1738	-
Woodlesford		-	-	-	-	-	1639	-	-	-	-
Castleford		-	-	-	-	-	1650	-	-	-	-
Normanton		-	-	-	-	-	1656	1721	-	-	-
Wakefield Kirkgate		1622	-	1655	-	-	1701	1726	-	1755	-
Darton		-	-	-	-	-	1713	-	-	-	-
Barnsley		1638	1700	1711	-	-	1720	1742	1800	1811	-
Wombwell		-	1705	-	-	-	1726	-	1805	-	-
Elsecar		-	1709	-	-	-	1730	-	1809	-	-
Chapelton		-	1715	-	-	-	1735	-	1815	-	-
Meadowhall		1657	1721	1727	-	-	1742	1757	1821	1827	-
Sheffield	a	1704	1728	1734	-	-	1751	1804	1828	1834	-
Sheffield	d	1706	-	1737	1741	1743	-	1805	-	1837	1840
Dronfield		1716	-	-	1751	1754	-	1815	-	-	-
Chesterfield		1722	-	-	1757	1801	-	1821	-	-	1858
Alfreton		1732	-	-	1808	1811	-	1832	-	-	1909
Langley Mill		1740	-	-	-	-	-	1839	-	-	-
Ilkeston		1745	-	-	-	-	-	1844	-	-	-
Nottingham	a	1758	-	-	1829	1831	-	1857	-	-	1929
Lincoln	a	-	-	1857	-	-	-	-	-	2006	-

Notes

C To Norwich.

SO Saturdays only.

SX Mondays to Fridays only.

EM Service operated by East Midlands Trains.

Leeds - Nottingham

Mondays to Saturdays

		EM				EM	EM				
						C	C				
		SX				SX	SO				
Leeds	d	-	1730	1803	-	-	-	1838	1830	1903	
Woodlesford		-	1739	-	-	-	-	-	1839	-	
Castleford		-	1750	-	-	-	-	-	1850	-	
Normanton		-	1756	-	-	-	-	1851	1856	-	
Wakefield Kirkgate		-	1801	1822	-	-	-	1857	1901	1921	
Darton		-	1813	-	-	-	-	-	1913	-	
Barnsley		-	1820	1838	1845	1902	-	1913	1920	1937	
Wombwell		-	1826	-	1850	1908	-	-	1926	-	
Elsecar		-	1830	-	1854	1912	-	-	1930	-	
Chapelton		-	1835	-	1900	1917	-	-	1935	-	
Meadowhall		-	1843	1857	1909	1923	-	-	1928	1942	1957
Sheffield	a	-	1851	1904	1917	1932	-	-	1935	1951	2004
Sheffield	d	1851	-	1905	-	-	1937	1937	1938	-	2005
Dronfield		-	-	1915	-	-	-	-	-	-	2015
Chesterfield		1907	-	1921	-	-	1952	1953	-	-	2021
Alfreton		1919	-	1932	-	-	2003	2004	-	-	2032
Langley Mill		-	-	1939	-	-	-	-	-	-	2039
Ilkeston		-	-	1944	-	-	-	-	-	-	2044
Nottingham	a	1940	-	1957	-	-	2027	2028	-	-	2059
Lincoln	a	-	-	-	-	-	-	-	2058	-	-

Mondays to Saturdays

		EM	EM			EM	EM				
		SO	SX			SX	SO				
Leeds	d	-	-	-	1930	2003	-	-	-	2030	2104
Woodlesford		-	-	-	1939	-	-	-	-	2039	-
Castleford		-	-	-	1950	-	-	-	-	2050	-
Normanton		-	-	-	1956	-	-	-	-	2056	-
Wakefield Kirkgate		-	-	-	2001	2021	-	-	-	2101	2121
Darton		-	-	-	2013	-	-	-	-	2113	-
Barnsley		2000	-	-	2020	2037	2100	-	-	2120	2137
Wombwell		2005	-	-	2026	-	2105	-	-	2126	-
Elsecar		2009	-	-	2030	-	2109	-	-	2130	-
Chapelton		2015	-	-	2035	-	2115	-	-	2135	-
Meadowhall		2021	-	-	2042	2055	2121	-	-	2142	2155f
Sheffield	a	2028	-	-	2051	2103	2129	-	-	2150	2202
Sheffield	d	-	2039	2041	-	2104	-	2137	2138	-	2204
Dronfield		-	-	-	-	2114	-	2149	2149	-	2214
Chesterfield		-	2054	2056	-	2120	-	2155	2154	-	2220
Alfreton		-	2105	2108	-	-	-	2205	2205	-	2231
Langley Mill		-	-	-	-	-	-	2213	2213	-	2238
Ilkeston		-	-	-	-	-	-	2218	2218	-	2243
Nottingham	a	-	2133	2134	-	2202	-	2231	2234	-	2257
Lincoln	a	-	-	-	-	-	-	-	-	-	-

Notes

f 1 minute earlier on Saturdays.

C To Norwich.

SO Saturdays only.

SX Mondays to Fridays only.

EM Service operated by East Midlands Trains.

Leeds - Nottingham

Mondays to Saturdays

			EM		EM	EM					
			SO		SO	SX			SX		
Leeds	d	-	2137	-	2130	-	-	2232	-	2300	-
Woodlesford		-	-	-	2139	-	-	2241	-	2309	-
Castleford		-	-	-	2150	-	-	2253	-	2320	-
Normanton		-	-	-	2156	-	-	2258	-	2327	-
Wakefield Kirkgate		-	2153	-	2201	-	-	2304	-	2332	-
Darton		-	-	-	2213	-	-	2315	-	2343	-
Barnsley		2200	2211	-	2220	-	-	2322	2338	2350	-
Wombwell		2205	-	-	2226	-	-	2328	2343	2356	-
Elsecar		2209	-	-	2230	-	-	2332	2347	0001	-
Chapelton		2215	-	-	2235	-	-	2337	2352	0006	-
Meadowhall		2221	2230	-	2249 ^f	-	-	2343	2359	0012	-
Sheffield	a	2228	2240	-	2258	-	-	2352	0006	0021	-
Sheffield	d	-	-	2242	-	2338	2338	-	-	-	-
Dronfield		-	-	-	-	-	-	-	-	-	-
Chesterfield		-	-	2256	-	2353	0002	-	-	-	-
Alfreton		-	-	2307	-	-	-	-	-	-	-
Langley Mill		-	-	-	-	-	-	-	-	-	-
Ilkeston		-	-	-	-	-	-	-	-	-	-
Nottingham	a	-	-	2328	-	0029	0045	-	-	-	-
Lincoln	a	-	-	-	-	-	-	-	-	-	-

Notes

^f 1 minute earlier on Saturdays.

SO Saturdays only.

SX Mondays to Fridays only.

EM Service operated by East Midlands Trains.

Leeds - Nottingham

Sundays

		EM									
		A									
Leeds	d	-	0833	0908	-	0950	1008	-	1018	1108	-
Woodlesford		-	0841	-	-	-	-	-	1026	-	-
Castleford		-	0852	-	-	-	-	-	1037	-	-
Normanton		-	0858	-	-	-	-	-	1042	-	-
Wakefield Kirkgate		-	0903	0924	-	-	1024	-	1047	1124	-
Darton		-	0914	-	-	-	-	-	1101	-	-
Barnsley		-	0920	0941	0958	-	1041	1102	1108	1141	1207
Wombwell		-	0925	-	1003	-	-	-	1114	-	1212
Elsecar		-	0929	-	1007	-	-	-	1118	-	1216
Chapelton		-	0934	-	1012	-	-	-	1123	-	1221
Meadowhall		-	0941	0956	1018	-	1056	1119	1129	1156	1227
Sheffield	a	-	0950	1003	1027	1030	1103	1127	1138	1203	1237
Sheffield	d	0905	-	1006	-	1035	1106	-	-	1206	1241
Dronfield		0915	-	1016	-	-	1116	-	-	1216	-
Chesterfield		0921	-	1022	-	1048	1122	-	-	1222	-
Alfreton		0932	-	1032	-	-	1132	-	-	1232	-
Langley Mill		0939	-	1040	-	-	1140	-	-	1240	-
Ilkeston		0944	-	1045	-	-	1145	-	-	1245	-
Nottingham	a	1000	-	1100	-	1121	1200	-	-	1300	-
Lincoln	a	-	-	-	-	-	-	-	-	-	1356

Sundays

		EM			EM			EM			
		C			C			C			
Leeds	d	-	1208	-	1216	-	1308	-	-	1408	-
Woodlesford		-	-	-	1225	-	-	-	-	-	-
Castleford		-	-	-	1236	-	-	-	-	-	-
Normanton		-	-	-	1241	-	-	-	-	-	-
Wakefield Kirkgate		-	1224	-	1246	-	1324	-	-	1424	-
Darton		-	-	-	1300	-	-	-	-	-	-
Barnsley		-	1241	1303	1308	-	1341	-	1407	1441	1503
Wombwell		-	-	-	1313	-	-	-	1412	-	-
Elsecar		-	-	-	1318	-	-	-	1416	-	-
Chapelton		-	-	-	1323	-	-	-	1421	-	-
Meadowhall		-	1256	1319	1330	-	1356	-	1427	1456	1521
Sheffield	a	-	1303	1330	1338	-	1403	-	1438	1503	1529
Sheffield	d	1243	1306	1336	-	1348	1406	1441	1441	1506	1542
Dronfield		-	1316	-	-	-	1416	-	-	1516	-
Chesterfield		1257	1322	-	-	1402	1422	1455	-	1522	-
Alfreton		1308	1332	-	-	1412	1432	1508	-	1532	-
Langley Mill		-	1340	-	-	-	1440	1515	-	1540	-
Ilkeston		-	1345	-	-	1422	1445	-	-	1545	-
Nottingham	a	1334	1400	-	-	1435	1500	1532	-	1600	-
Lincoln	a	-	-	1455	-	-	-	-	1557	-	1657

Notes

A To London St Pancras International.

C To Norwich.

EM Service operated by East Midlands Trains.

Leeds - Nottingham

Sundays

		EM C			EM C			EM C			
Leeds	d	-	1417	1508	-	-	1608	-	-	1617	1708
Woodlesford		-	1425	-	-	-	-	-	-	1625	-
Castleford		-	1436	-	-	-	-	-	-	1637	-
Normanton		-	1441	-	-	-	-	-	-	1642	-
Wakefield Kirkgate		-	1446	1524	-	-	1624	-	-	1648	1725
Darton		-	1500	-	-	-	-	-	-	1702	-
Barnsley		-	1511	1541	1603	-	1641	1703	-	1709	1741
Wombwell		-	1516	-	1608	-	-	-	-	1714	-
Elsecar		-	1520	-	1612	-	-	-	-	1718	-
Chapelton		-	1525	-	1617	-	-	-	-	1723	-
Meadowhall		-	1532	1556	1623	-	1656	1721	-	1731	1756
Sheffield	a	-	1539	1603	1634	-	1705	1729	-	1740	1803
Sheffield	d	1539	-	1606	1637	1643	1706	1738	1740	-	1806
Dronfield		-	-	1616	-	-	1716	-	-	-	1816
Chesterfield		1553	-	1622	-	1657	1722	-	1754	-	1822
Alfreton		1604	-	1632	-	1707	1732	-	1805	-	1832
Langley Mill		1611	-	1640	-	1715	1740	-	1812	-	1840
Ilkeston		-	-	1645	-	-	1745	-	1817	-	1845
Nottingham	a	1628	-	1700	-	1730	1800	-	1834	-	1900
Lincoln	a	-	-	-	1758	-	-	1854	-	-	-

Sundays

		EM			EM C			EM			
Leeds	d	-	-	1808	-	-	1814	1908	-	-	2008
Woodlesford		-	-	-	-	-	1822	-	-	-	-
Castleford		-	-	-	-	-	1838	-	-	-	-
Normanton		-	-	-	-	-	1843	-	-	-	-
Wakefield Kirkgate		-	-	1825	-	-	1848	1924	-	-	2024
Darton		-	-	-	-	-	1906	-	-	-	-
Barnsley		1803	-	1841	1904	-	1914	1941	2003	-	2041
Wombwell		1808	-	-	-	-	1919	-	2008	-	-
Elsecar		1812	-	-	-	-	1923	-	2012	-	-
Chapelton		1817	-	-	-	-	1928	-	2017	-	-
Meadowhall		1823	-	1856	1918	-	1936	1956	2023	-	2054
Sheffield	a	1833	-	1903	1927	-	1943	2003	2032	-	2102
Sheffield	d	-	1840	1906	-	1940	-	2006	-	2040	2106
Dronfield		-	-	1916	-	-	-	2016	-	-	2116
Chesterfield		-	1854	1922	-	1954	-	2022	-	2054	2122
Alfreton		-	1905	1932	-	2005	-	2032	-	2105	2132
Langley Mill		-	1912	1940	-	2012	-	2040	-	2112	2140
Ilkeston		-	-	1945	-	-	-	2045	-	-	2145
Nottingham	a	-	1933	2000	-	2030	-	2100	-	2133	2200
Lincoln	a	-	-	-	-	-	-	-	-	-	-

Notes

C To Norwich.

EM Service operated by East Midlands Trains.

Leeds - Nottingham

Sundays

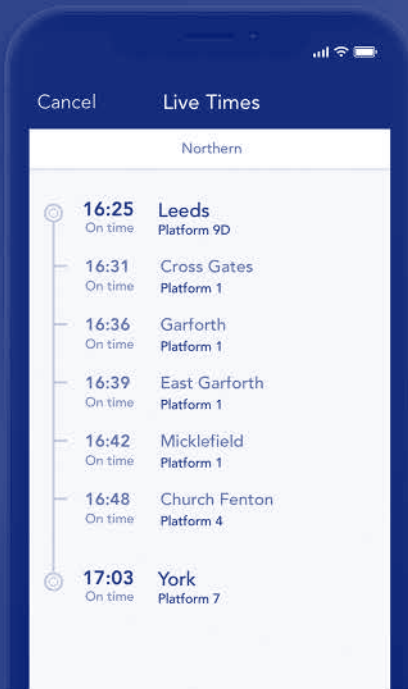
		EM				EM					
Leeds	d	-	2017	2108	-	2208	-	2218	-	-	-
Woodlesford		-	2025	-	-	-	-	2226	-	-	-
Castleford		-	2036	-	-	-	-	2237	-	-	-
Normanton		-	2041	-	-	-	-	2242	-	-	-
Wakefield Kirkgate		-	2046	2129	-	2224	-	2247	-	-	-
Darton		-	2100	-	-	-	-	2258	-	-	-
Barnsley		-	2107	2145	2218	2241	-	2305	-	-	-
Wombwell		-	2112	-	2224	-	-	2310	-	-	-
Elsecar		-	2116	-	2228	-	-	2314	-	-	-
Chapelton		-	2121	-	2233	-	-	2319	-	-	-
Meadowhall		-	2131	2200	2239	2255	-	2326	-	-	-
Sheffield	a	-	2138	2207	2249	2303	-	2335	-	-	-
Sheffield	d	2140	-	2209	-	-	2330	-	-	-	-
Dronfield		2150	-	2219	-	-	-	-	-	-	-
Chesterfield		2156	-	2225	-	-	2344	-	-	-	-
Alfreton		2206	-	2236	-	-	2355	-	-	-	-
Langley Mill		2214	-	2243	-	-	0002	-	-	-	-
Ilkeston		-	-	2248	-	-	-	-	-	-	-
Nottingham	a	2236	-	2307	-	-	0023	-	-	-	-
Lincoln	a	-	-	-	-	-	-	-	-	-	-

Notes

EM Service operated by East Midlands Trains.

Free mobile app

Download and
use for free



NO BOOKING FEES
STRAIGHT TO MOBILE TICKETS
REAL-TIME TRAIN TRAVEL UPDATES

Download the Northern app



northernrailway.co.uk/app

Useful contact details



Fares and service information

National Rail Enquiries
visit nationalrail.co.uk
call **03457 48 49 50**
textphone **0345 60 50 600**



Customer helpline

For comments and enquiries
visit northernrailway.co.uk/comments
call **0800 200 6060**



facebook [/northernassist](https://www.facebook.com/northernassist)



twitter [@northernassist](https://twitter.com/northernassist)



Access or disabled information and assistance

call **0800 138 5560**
email assistance@northernrailway.co.uk



Lost property

email lostproperty@northernrailway.co.uk
call **0800 200 6060**

Correspondence

Customer Experience Centre
Freepost NORTHERN RAILWAY



British Transport Police

call **0800 40 50 40** text **61016**

This timetable is also available online and you can download it to your mobile. This saves space in your pocket or bag, as well as paper and the planet! northernrailway.co.uk/timetables

All our policy documents can be found at
northernrailway.co.uk/legal